



Caledonian

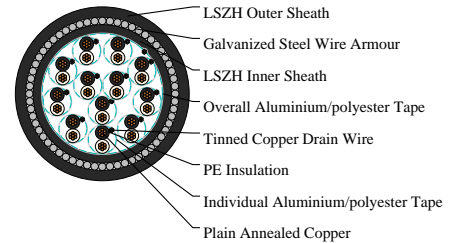

EN 50288-7 XLPE & PE Insulated LSZH Sheathed Instrumentation Cables

www.caledonian-cables.com

marketing@caledonian-cables.com

PE Insulated, LSZH Sheathed, Individual and Overall Screened & Armoured Instrumentation Cables (Multipair)

RE-2Y(St)HSAWAH PiMF 90°C / 300V 12P1.3



APPLICATIONS

The armoured LSZH sheathed cables are generally used when the risk of mechanical damage is increased.

The galvanized steel wire armour provides excellent protection. Generally, the cables are used within industrial process manufacturing plants for communication, data and voice transmission signals and services. Also used for the interconnection of electrical equipment and instruments, the LSZH sheath can reduce toxic smoke and fume emission.

STANDARDS

Basic design to EN 50288-7

FIRE PERFORMANCE

Flame Retardance (Single Vertical Wire Test)	EN 60332-1-2; IEC 60332-1-2; BS EN 60332-1-2; VDE 0482-332-1; NBN C 30-004 (cat. F1); NF C32-070-2.1(C2); CEI 20-35/1-2; EN 50265-2-1*; DIN VDE 0482-265-2-1*
Reduced Fire Propagation (Vertically-mounted bundled wires & cable test)***	EN 60332-3-24 (cat. C); IEC 60332-3-24; BS EN 60332-3-24; VDE 0482-332-3; NBN C 30-004 (cat. F2); NF C32-070-2.2(C1); CEI 20-22/3-4; EN 50266-2-4*; DIN VDE 0482-266-2-4
Halogen Free	IEC 60754-1; EN 50267-2-1; DIN VDE 0482-267-2-1; CEI 20-37/2-1 ; BS 6425-1*
No Corrosive Gas Emission	IEC 60754-2; EN 50267-2-2; DIN VDE 0482-267-2-2; CEI 20-37/2-2 ; BS 6425-2*
Minimum Smoke Emission	IEC 61034-1&2; EN 61034 -1&2; DIN VDE 0482-1034-1&2; CEI 20-37/3-1&2; EN 50268-1&2*; BS 7622-1&2*
No Toxic gases	NES 02-713; NF C 20-454
Sunlight Resistance	UL 1581 section 1200
Oil Resistance**	ICEA S-73-532

VOLTAGE RATING



Caledonian

EN 50288-7 XLPE & PE Insulated LSZH Sheathed Instrumentation Cables

www.caledonian-cables.com

marketing@caledonian-cables.com

300/500V

CABLE CONSTRUCTION

Conductor: Annealed copper solid or plain copper stranded to IEC 60228 Class 2.

Insulation: PE compound, EN 50290. 2-23.

Pairs: Two insulated conductors uniformly twisted together with a specified length lay.

Individual Screen: Aluminium/polyester tape is applied over each pair metallic side down in contact with tinned copper drain wire, 0.5mm².

Overall Screen: Aluminium/polyester tape is applied over the laid up pairs metallic side down in contact with tinned copper drain wire, 0.5mm².

Inner Sheath: LSZH(Low Smoke Zero Halogen) sheath.

Amour: Galvanized steel wire armour.

Outer Sheath: Thermoplastic LSZH compound type LTS3 as per BS 7655-6.1 (Thermosetting LSZH compound type SW2-SW4 as per BS 7655-2.6 can be offered.). UV resistance, hydrocarbon resistance, oil resistance, anti rodent and anti termite properties can be offered as option.

COLOUR CODE

Insulation: Black/White, continuously numbered on white core(1, 2..)for multipair.

Outer Sheath: Black or blue for intrinsically safe systems.

PHYSICAL AND THERMAL PROPERTIES

Temperature Range During Operation (Fixed State): -30°C – +90°C

Temperature Range During Installation (Mobile State): -20°C – +50°C

Minimum Bending Radius: 10 X Overall Diameter

Electrical Properties

Conductor Area Size:1.3 mm²

Insulation Thickness (Nominal) :0.45 mm

Conductor Resistance (20°C) :14.2 Ω/km

Insulation Resistance (20°C):5000 MΩ.km(Min.)

Mutual Capacitance (1 kHz):115 pF/m(Max.)

Inductance:1 mH/km (Max.)

L / R (ratio) (max.):40 μH/Ω

Operating Voltage:300 V

Test Voltage Urms(Core to Core):1500 V

Test Voltage Urms(Core to Screen):1500 V

DIMENSION AND PARAMETERS

Caledonian Cable Code	No. of Pairs x 2 x Cross Section	Nominal Insulation Thickness	Nominal Inner Sheath Thickness	Diameter Over Inner Sheath	Nominal Armour Wire Diameter	Nominal Outer Sheath Thickness
	No. × 2 × mm ²	mm	mm	mm	mm	mm



Caledonian

EN 50288-7 XLPE & PE Insulated LSZH Sheathed Instrumentation Cables

www.caledonian-cables.com

marketing@caledonian-cables.com

RE-2Y(St)H SWAH PiMF 12P1.3	12x2x1.3	0.45	1.4	21.1	1.25	1.7
-----------------------------------	----------	------	-----	------	------	-----




Rated voltage



EN 50288-7



Flame Retardant
NF C32-070-2.1(C2)
IEC60332-1-2/EN50265-2-1



Halogen Free
IEC 60754-1



Low Corrosivity
IEC60754-2/EN50267-2-2/3
NF C32-074/NF C20-453



Low Smoke Emission
IEC 61034-2 / EN 50268-2
NF C32-073/NF C 20-902



Low Toxicity
NES 02-713/NF C 20-454



Reduced Fire Propagation
NF C32-070-2.2(C1)
IEC60332-3-24/EN50266-2-4